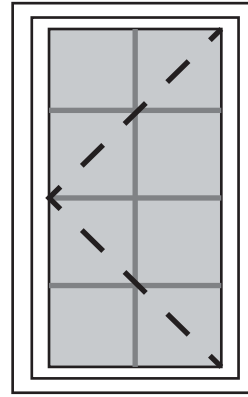


Casement Window Handing

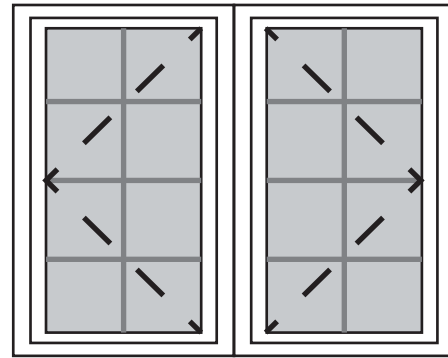
A Casement Window is a type of window with a side-hinged sash which opens like a door, and are operated through roto-operators or handles. Their pivot point is on the side and they swing out.

To determine the handing of your casement window, look at the window from the outside, so that the locks and handles are not facing you. The handing of each sash is determined by the location of the hinge. When looking at the window from the outside, the handing will move toward the hinge. For example, a right handed sash will swing toward the right from the center of the window, when looking from the outside.

If you were looking at the window from a bird's eye view, the handing would be determined by the direction of the swing. If the sash swings to the right, it is right handed. And if the sash swings to the left, it is left handed.

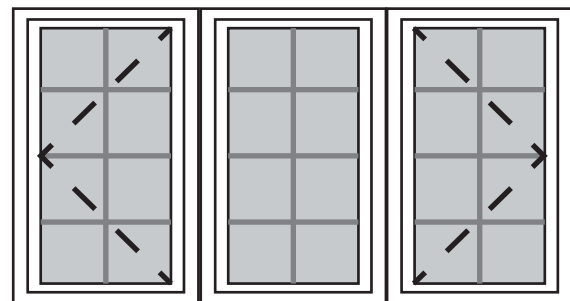


Left Handed



Left Handed

Right Handed



Left Handed

Stationary

Right Handed

